

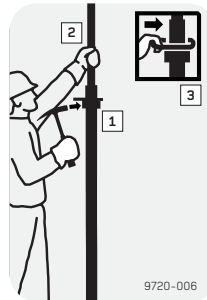
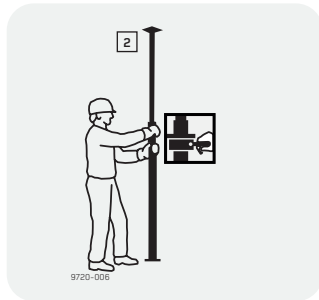
INSTRUCTIONS FOR ASSEMBLY AND USE

Form-on smartPROPgo 20

Setting up with tripod

The structure applies to free-standing floor props.

1. Roughly adjust the height of the floor prop, using the fastening clamp.
2. With the prop upright, use the adjusting nut for precision adjustment.
3. When using props as temporary reshoring, press them sufficiently tightly to the underside of the floor slab so that they cannot topple.



Backing off floor props under load

1. Use a hammer to back off the adjusting nut.
2. Hold the inner tube with one hand.
3. Open the fastening clamp to unfix the inner tube. Guide this by hand while lowering it into the outer tube.

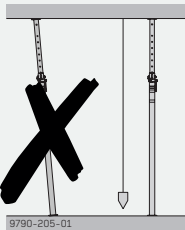


WARNING

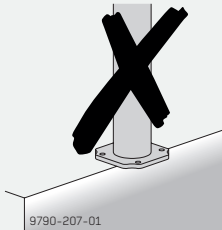
The uses illustrated below are prohibited, as are other, similar uses!

Possible incorrect usages

Perpendicular use only permitted.




Foot plate must rest on the entire surface.




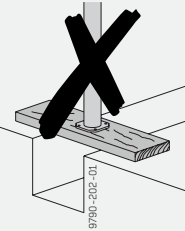
Not for support formwork panels.



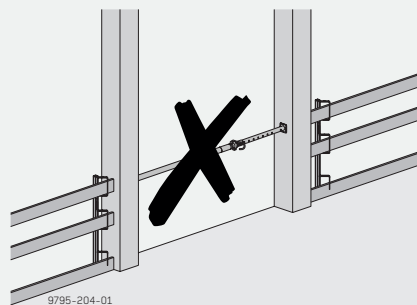
Not as a channel brace use.



Only set up on a stable surface.



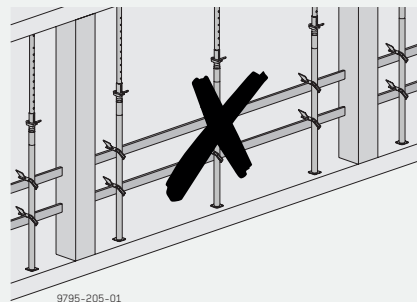
Do not use to make barriers.



Connecting several props on top of each other is prohibited.



Do not use anchor rods or lengths of rebar as substitutes for the fastening clamps.



Elementary safety warnings

User target groups

- This manual is aimed at all persons who will be working with the Form-on products that it describes.
- All persons working with the product described herein must be familiar with the contents of this manual and with all the safety instructions it contains.

Regulations/industrial safety

- Always observe all industrial safety regulations and other safety rules applying to the application and utilisation of our products in the country and/or region in which you are operating.

Rules applying during all phases of the assignment

- The customer must ensure that this product is erected and dismantled, reset and generally used for its intended purpose under the direction and supervision of suitably skilled persons with the authority to issue instructions. These persons' mental and physical capacity must not in any way be impaired by alcohol, medicines and drugs.
- Form-on products are technical working appliances which are intended for industrial/commercial use only, always in accordance with the respective Form-on user information booklets or other technical documentation authored by Form-on.
- The stability of all components and units must be ensured during all phases of the construction work!
- The functional/technical instructions, safety warnings and loading data must all be strictly observed and complied with. Failure to do so can cause accidents and severe (even life-threatening) damage to health, as well as very great material damage.
- Fire-sources are not permitted anywhere near the formwork. Heating appliances are only allowed if properly and expertly used, and set up a safe distance away from the formwork.
- The work must take account of the weather conditions (e.g. risk of slippage). In extreme weather, steps must be taken in good time to safeguard the equipment, and the immediate vicinity of the equipment, and to protect employees.

Assembly

- The assembly work must be carried out by suitably qualified employees of the client's.
- It is not permitted to modify Form-on products; any such modifications constitute a safety risk.

Erecting the formwork

- Form-on products must be set up in such a way that all loads upon them are safely transferred!

Pouring

- Do not exceed the permitted fresh-concrete pressures. Excessively high pouring rates lead to formwork overload, cause greater deflection and may result in failure or collapse.

Striking the formwork

- Do not strike the formwork until the concrete has reached sufficient strength and the person in charge has given the order for the formwork to be struck!
- When striking the formwork, do not endanger the stability of any part of the structure, or of any scaffolding, platforms of formwork that is still in place!

Transporting, stacking and storing

- Observe all regulations applying to the handling of formwork and scaffolding.
- Remove any loose parts or fix them in place so that they cannot be dislodged or fall free!

Maintenance

- Repairs may only be carried out by the manufacturer.

Miscellaneous

- We reserve the right to make alterations in the interests of technical progress.

