

Elementary safety warnings

User target groups

- This manual is aimed at all persons who will be working with the Form-on products that it describes.
- All persons working with the product described herein must be familiar with the contents of this manual and with all the safety instructions it contains.

Regulations/industrial safety

- Always observe all industrial safety regulations and other safety rules applying to the application and utilisation of our products in the country and/or region in which you are operating.

Rules applying during all phases of the assignment

- The customer must ensure that this product is erected and dismantled, reset and generally used for its intended purpose under the direction and supervision of suitably skilled persons with the authority to issue instructions. These persons' mental and physical capacity must not in any way be impaired by alcohol, medicines and drugs.
- Form-on products are technical working appliances which are intended for industrial/commercial use only, always in accordance with the respective Form-on user information booklets or other technical documentation authored by Form-on.
- The stability of all components and units must be ensured during all phases of the construction work!
- The functional/technical instructions, safety warnings and loading data must all be strictly observed and complied with. Failure to do so can cause accidents and severe (even life-threatening) damage to health, as well as very great material damage.
- Fire-sources are not permitted anywhere near the formwork. Heating appliances are only allowed if properly and expertly used, and set up a safe distance away from the formwork.
- The work must take account of the weather conditions (e.g. risk of slippage). In extreme weather, steps must be taken in good time to safeguard the equipment, and the immediate vicinity of the equipment, and to protect employees.

Assembly

- The assembly work must be carried out by suitably qualified employees of the client's.
- It is not permitted to modify Doka products; any such modifications constitute a safety risk.

Erecting the formwork

- Form-on products must be set up in such a way that all loads upon them are safely transferred!

Pouring

- Do not exceed the permitted fresh-concrete pressures. Excessively high pouring rates lead to formwork overload, cause greater deflection and risk causing.

Striking the formwork

- Do not strike the formwork until the concrete has reached sufficient strength and the person in charge has given the order for the formwork to be struck!
- When striking the formwork, do not endanger the stability of any part of the structure, or of any scaffolding, platforms of formwork that is still in place!

Transporting, stacking and storing

- Observe all regulations applying to the handling of formwork and scaffolding.
- Remove any loose parts or fix them in place so that they cannot be dislodged or fall free!

Maintenance

- Repairs may only be carried out by the manufacturer.

Miscellaneous

- We reserve the right to make alterations in the interests of technical progress.

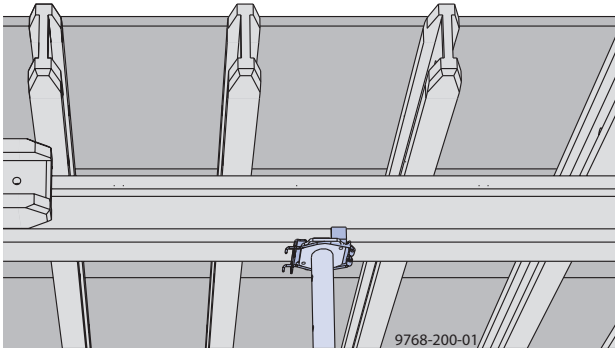


Instructions for assembly and use

Form-on smartBEAMplus 20

Form-on smartBEAMplus 20 can be used only as formwork beams for floor and wall formwork and only when subjected to the loads occurring in situations of direct support for floor or wall formwork in structural concreting, but not for higher individual loads (e.g. safety beams). In order to maximise durability, it is important to handle the components with due care; this applies particularly when stripping out floor-slab formwork.

Practical example



To prevent any staying of the concrete from direct contact with new formwork beams, we recommend covering the formwork beams with a non-woven fabric.

Possible incorrect usages



WARNING

Use Form-on beams only in the "upright" position. The only exceptions to this rule are use cases explicitly permitted in Form-on documents. (e.g. in formwork for casting drop beams with the Beam forming support 20, etc.)



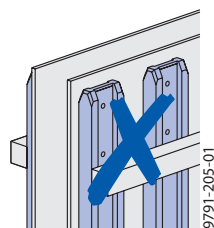
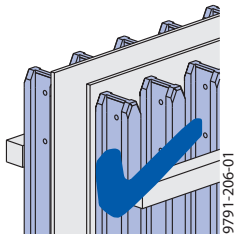
WARNING

The uses illustrated below are prohibited, as are other, similar uses!

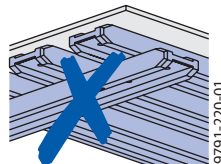
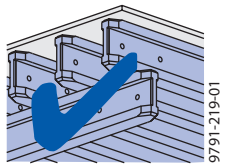
Correct "upright" positioning (load direction is parallel to web plane).

Incorrect positioning "turned on side" (load direction at right angles to web plane).

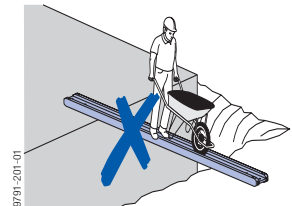
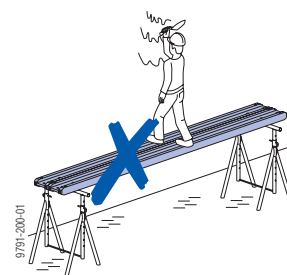
Wall formwork



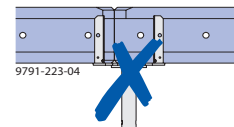
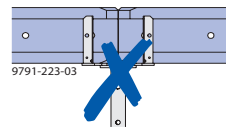
Floor formwork



Do not use as scaffold flooring.
Do not use as traffic-route flooring.

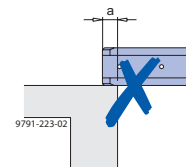
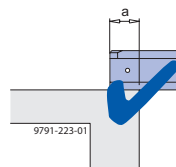


No butt joints permitted (e.g. on screw-jack U-heads)



Supported length a of the beam ≥ 15 cm permitted.

Supported length a of the beam < 15 cm not permitted.



Reprocessing scrap material

Form-on smartBEAMplus 20 formwork beams contain no wood preservatives and, consequently, they can be depo-sited for reprocessing. Reprocessing by incineration in suitable incineration plants is recommended. It is advisable not to attempt to burn scrap material in open fires or domestic woodburners. Always comply with the applicable local or national regulations.